


Swim England Artistic Swimming National Age Group Championships 2023

25-26 March | GL1, Gloucester



9-10 FIGURES

Fig 1	Straight Leg Ballet Leg	140g	1.6
Fig 2	Barracuda	301	1.8
Fig 3	Waterdrop	363	1.8
Fig 4	Swordfish	401	2.1
			7.3

Referee

Hannah Secher


AR	fig1	fig2	fig3	fig 4
1	Ali Pratt	Linda Atkinson	Erica Moo	Sarah Clarke
2	Kerry Norden	Georgina Coombs	Shelagh Zimmer	Steve Fuller
3	Daniel Vernis	Miwako Eliasson	Margaret Wooley	Lenka Tanner
4	Philip Moo	Debbie Carpenter	Natalie Coles	Lucy Tempany
5	Fiona Blackstone	Karen Brennan	Paula Brand	Melissa Knaption
6	Sue White	Clair Murphy	Alison Hook	Pyper Watkins
7	Nicola Blinkhorn	Debbie Harris	Camilla Hadcock	Susan Innes
	Mandy Fuller	Di Hughes	Sam Travis	Jenny Gray

Rank	Start	Name	Club	YoB	Solo	fig 1	fig 2	fig 3	fig 4	pt	score	pens	result
1	3	Emily Nixon	LRSL London Regional Synchronised SC	2013		9.0240	10.2600	10.5840	10.7100	40.5780	55.5863	-	55.5863
2	31	Madeleine Swandell	POVS Portsmouth Victoria SC	2013		8.2880	10.2240	10.1160	11.2980	39.9260	54.6932	-	54.6932
3	22	Teal Sutton	BHMM City of Birmingham SC	2013		7.3600	8.5320	10.0800	10.8780	36.8500	50.4795	-	50.4795



Swim England Artistic Swimming National Age Group Championships 2023

25-26 March | GL1, Gloucester



Swim England
Artistic Swimming

11-12 FIGURES

Fig 1	Straight Leg Ballet Leg	140g	1.6
Fig 2	Barracuda	301	1.8
Fig 3	Waterdrop	363	1.8
Fig 4	Swordfish	401	2.1
			7.3

Referee

Hannah Secher

	fig1	fig2	fig3	fig 4
AR	Ali Pratt	Linda Atkinson	Erica Moo	Sarah Clarke
1	Kerry Norden	Georgina Coombs	Shelagh Zimmer	Steve Fuller
2	Daniel Vernis	Miwako Eliasson	Margaret Wooley	Lenka Tanner
3	Philip Moo	Debbie Carpenter	Natalie Coles	Lucy Tempany
4	Fiona Blackstone	Karen Brennan	Paula Brand	Melissa Knapton
5	Sue White	Clair Murphy	Alison Hook	Pyper Watkins
6	Nicola Blinkhorn	Debbie Harris	Camilla Hadcock	Susan Innes
7	Mandy Fuller	Di Hughes	Sam Travis	Jenny Gray


Rank	Start	Name	Club	YoB	Solo	fig 1	fig 2	fig 3	fig 4	pt	score	pens	result
1	25	Victoria Sharashkina	LRSL London Regional Synchronised SC	2012	Solo	10.4000	11.4480	12.2760	12.6420	46.7660	64.0630	-	64.0630
2	10	Evelyn Fornasier	AASS Aquaoaks Artistic SC (Sevenoaks)	2011	Solo	9.3760	11.4120	11.4480	12.2220	44.4580	60.9014	-	60.9014
3	14	Lola Huett	RUGM Rugby SC	2011	Solo	10.0480	10.1880	11.1600	12.5580	43.9540	60.2110	-	60.2110
4	19	Lois Banadaki	RUGM Rugby SC	2011		9.5680	9.5760	10.6560	11.9700	41.7700	57.2192	-	57.2192
5	8	Maia Boundy	LRSL London Regional Synchronised SC	2011	Solo	9.1520	9.1080	10.5480	12.3060	41.1140	56.3205	-	56.3205
6	18	Agatha Weaver	CPAN City of Preston Aquatics SC	2011		9.3760	10.2600	10.0440	10.8360	40.5160	55.5014	-	55.5014
7	33	Keva Ennis	RUGM Rugby SC	2012		8.5760	10.0080	10.3680	10.9200	39.8720	54.6192	-	54.6192
8	20	Phillipa Strangeway	LSYE City Of Leeds Synchronised SC	2011	Solo	9.0240	10.5480	9.9000	10.3320	39.8040	54.5260	-	54.5260
9	15	Freya Chung	BHMM City of Birmingham SC	2011		8.9920	9.9720	9.8280	10.8780	39.6700	54.3425	-	54.3425
10	13	Eleanor Burlinson	CSAN City of Salford Synchronised SC	2011		9.5680	10.3680	9.2880	10.4160	39.6400	54.3014	-	54.3014
11	2	Christina Kapiris	LRSL London Regional Synchronised SC	2012		8.0640	9.1440	10.3320	11.3400	38.8800	53.2603	-	53.2603
12	6	Asya Uckun	LRSL London Regional Synchronised SC	2011		8.0640	9.9720	10.6200	9.7440	38.4000	52.6027	-	52.6027
13	11	Imogen Hill	POVS Portsmouth Victoria SC	2011		7.7760	9.5760	9.4680	11.5080	38.3280	52.5041	-	52.5041
14	16	Amelia Dix	COBW City of Bristol SC	2011		7.9040	9.6480	9.7920	10.8360	38.1800	52.3014	-	52.3014
15	7	Frankie Klym	RUGM Rugby SC	2011		9.6320	8.0640	10.4400	10.0380	38.1740	52.2932	-	52.2932
16	27	Aria Irving	LRSL London Regional Synchronised SC	2012		8.8640	9.2520	8.2080	11.4660	37.7900	51.7671	-	51.7671
17	12	Aaron Lee	RUGM Rugby SC	2012		7.4560	9.9360	9.5040	10.6260	37.5220	51.4000	-	51.4000
18	26	Elisa Kato	LRSL London Regional Synchronised SC	2011		8.8640	9.4680	7.9920	10.8360	37.1600	50.9041	-	50.9041

19	1	Amelie Jeary	RUGM	Rugby SC	2011	8.3840	8.7120	9.5760	10.4580	37.1300	50.8630	-	50.8630
20	29	Imogen Shellcross	CPAN	City of Preston Aquatics SC	2012	7.2000	9.2160	9.4680	10.9620	36.8460	50.4740	-	50.4740
21	5	Bella Tennant	LSYE	City Of Leeds Synchronised SC	2011	9.2160	8.6760	8.1360	10.5840	36.6120	50.1534	-	50.1534
22	32	Arabella Jacobs	LRS�	London Regional Synchronised SC	2011	8.0640	8.8560	9.5400	10.0800	36.5400	50.0548	-	50.0548
23	28	Abigail Pullen	CSAN	City of Salford Synchronised SC	2011	6.4960	9.3960	9.3960	10.8360	36.1240	49.4849	-	49.4849
24	9	Amy Tetlow	RUGM	Rugby SC	2011	8.3200	9.7920	8.5680	8.9880	35.6680	48.8603	-	48.8603
25	23	Jessica Midgley	POVS	Portsmouth Victoria SC	2011	7.2640	7.7400	9.2160	10.7940	35.0140	47.9644	-	47.9644
26	17	Zofia Holyniewska	CSAN	City of Salford Synchronised SC	2011	6.9120	8.6400	9.2520	9.9540	34.7580	47.6137	-	47.6137
27	4	Abbie Dargan	LSYE	City Of Leeds Synchronised SC	2012	8.1280	8.7480	7.9200	8.9040	33.7000	46.1644	-	46.1644
28	21	Salvador Ingham	LSYE	City Of Leeds Synchronised SC	2011	7.6160	8.9640	8.2440	8.4840	33.3080	45.6274	-	45.6274
29	30	Darcey Townsend	RUGM	Rugby SC	2011	7.2320	7.5240	8.1360	9.8700	32.7620	44.8795	-	44.8795
30	24	Lucy Gates	RUGM	Rugby SC	2011	6.7200	5.7600	7.6320	7.6440	27.7560	38.0219	-	38.0219



Swim England Artistic Swimming National Age Group Championships 2023

25-26 March | GL1, Gloucester



Swim England
Artistic Swimming

Fig 1	Flamingo Bent Knee Twist Spin	140g	2.9
Fig 2	Cyclone Open 180	437	2.6
Fig 3	Barracuda Airborne Split Spin up 180	308h	2.9
Fig 4	Swordfish Straight Leg Ariana	407	2.6
			11.0

Referee

Hannah Secher

AR	fig1	fig2	fig3	fig 4
1	Ali Pratt	Linda Atkinson	Erica Moo	Sarah Clarke
2	Kerry Norden	Georgina Coombs	Shelagh Zimmer	Steve Fuller
3	Daniel Vernis	Miwako Eliasson	Margaret Wooley	Lenka Tanner
4	Philip Moo	Debbie Carpenter	Natalie Coles	Lucy Tempany
5	Fiona Blackstone	Karen Brennan	Paula Brand	Melissa Knapton
6	Sue White	Clair Murphy	Alison Hook	Pyper Watkins
7	Nicola Blinkhorn	Di Hughes	Camilla Hadcock	Sarah Clarke
	Mandy Fuller	Debbie Harris	Sam Travis	Jenny Gray

Rank	Start	Name	Club	YoB	Solo	fig 1	fig 2	fig 3	fig 4	pt	score	pens	result
1	30	Katherine Boitsidis	COBW City of Bristol SC	2008	Solo	18.5020	17.7840	19.8940	17.5240	73.7040	67.0036	-	67.0036
2	122	Magdalena Townsend	BHMM City of Birmingham SC	2008	Solo	19.4880	16.8480	20.1260	17.2120	73.6740	66.9764	-	66.9764
3	91	Kiarra Janikova	AQUT Aqualina Artistic SC	2008	Solo	17.5740	17.7320	20.0680	17.9400	73.3140	66.6491	-	66.6491
4	110	Chloe Hawksworth	CPAN City of Preston Aquatics SC	2008	Solo	18.6760	17.5760	20.6480	16.3280	73.2280	66.5709	-	66.5709
5	85	Maxwell Sewell	AQUT Aqualina Artistic SC	2007	Solo	18.6760	17.0040	19.1980	17.1600	72.0380	65.4891	-	65.4891
6	14	Lena Ramanah-Beck	CSAN City of Salford Synchronised SC	2010	Solo	17.4580	15.7040	19.6040	17.4200	70.1860	63.8055	-	63.8055
7	102	Pia Lanham	COBW City of Bristol SC	2008		16.8200	16.5360	20.1840	16.0160	69.5560	63.2327	-	63.2327
8	113	Francesca Pringle	RRSS Reading Royals SSC	2008	Solo	18.1540	16.7960	18.6760	15.8600	69.4860	63.1691	-	63.1691
9	101	Shameiah Nanton	AQNL Aquavision North London SC	2009	Solo	16.2400	16.9000	18.6760	16.7440	68.5600	62.3273	-	62.3273
10	19	Alyssa Anderson	BHMM City of Birmingham SC	2008	Solo	17.4000	16.1720	19.1980	15.7560	68.5260	62.2964	-	62.2964
11	17	Tyra Watson	RUGM Rugby SC	2008		16.0080	16.0160	19.8360	15.9640	67.8240	61.6582	-	61.6582
12	41	Sophie Flemming	CSAN City of Salford Synchronised SC	2008	Solo	16.2400	16.7440	18.7340	15.4960	67.2140	61.1036	-	61.1036
13	108	Imogen Sutton	BHMM City of Birmingham SC	2010		17.5740	15.4440	18.8500	13.6240	65.4920	59.5382	-	59.5382
14	62	Neha Joshi	ERIL Erith & District SC	2008	Solo	17.5160	15.3400	17.4580	14.6640	64.9780	59.0709	-	59.0709
15	111	Winifred Margretts	CHEW Cheltenham S & W P Club	2008	Solo	16.0660	16.1200	17.6900	14.8720	64.7480	58.8618	-	58.8618
16	75	Lucy Whitaker	LSYE City Of Leeds Synchronised SC	2008		16.8780	15.9120	16.5300	14.6120	63.9320	58.1200	-	58.1200
17	119	Molly Hussey	COBW City of Bristol SC	2008		16.2980	14.8200	17.6900	14.8200	63.6280	57.8436	-	57.8436
18	45	Cerys Snelling	RUSS Rushmoor Artistic SC	2009	Solo	16.5880	15.8600	15.4280	15.6000	63.4760	57.7055	-	57.7055
19	99	Francesca-Lily Derbyshire	CSAN City of Salford Synchronised SC	2008		16.1820	15.8600	15.6020	15.5480	63.1920	57.4473	-	57.4473
20	33	Stella-Maria Kinalopoulou	RRSS Reading Royals SSC	2009		15.0800	14.6432	19.1980	13.9360	62.8572	57.1429	-	57.1429
21	112	Chloe Bartholomew	RUGM Rugby SC	2009		15.5440	14.7680	16.9360	15.2360	62.4840	56.8036	-	56.8036

22	7 Elizabeth Woodward	WASM	Walsall Artistic Swimming Club	2008	Solo	16.4140	14.6640	16.2400	15.1320	62.4500	56.7727	-	56.7727
23	86 Ellie Salisbury	CPAN	City of Preston Aquatics SC	2008	Solo	17.2840	14.9240	16.5880	13.3640	62.1600	56.5091	-	56.5091
24	18 Anya Yu	AQNL	Aquavision North London SC	2008		15.5440	14.5080	17.6900	14.3000	62.0420	56.4018	-	56.4018
25	115 Imogen Ravenhall	RUGM	Rugby SC	2008	Solo	13.9200	14.4040	17.4580	15.9640	61.7460	56.1327	-	56.1327
26	9 Molly Doolin	BRMA	Bramcote SC	2010	Solo	16.9360	14.6640	15.8340	14.2480	61.6820	56.0745	-	56.0745
27	5 Madeleine Fish	LSYE	City Of Leeds Synchronised SC	2009	Solo	16.9360	13.8320	17.2260	13.5720	61.5660	55.9691	-	55.9691
28	37 Anastasia Appleby	COBW	City of Bristol SC	2010		16.5300	14.0400	16.7620	13.7800	61.1120	55.5564	-	55.5564
29	28 Joséphine Phillips	COBW	City of Bristol SC	2009		15.5440	13.4680	17.8060	14.1440	60.9620	55.4200	-	55.4200
30	120 Evelyn Bernal	AQNL	Aquavision North London SC	2009		13.6300	15.4440	17.2840	14.5080	60.8660	55.3327	-	55.3327
31	64 Annelie Jonsson	COBW	City of Bristol SC	2009		15.1960	14.8200	16.4720	13.6760	60.1640	54.6945	-	54.6945
32	92 Ruby Lloyd	STMN	Stockport Metro SC	2010		16.5880	14.3000	15.4280	13.8320	60.1480	54.6800	-	54.6800
33	25 Hannah Gibbons	COBW	City of Bristol SC	2010		15.7760	15.2360	15.1960	13.8840	60.0920	54.6291	-	54.6291
34	72 Ailsa Fox	CSAN	City of Salford Synchronised SC	2008		14.7900	14.8200	15.3120	15.1320	60.0540	54.5945	-	54.5945
35	114 Clara Vernis	ERIL	Erith & District SC	2008		15.1380	14.4040	16.9360	13.5200	59.9980	54.5436	-	54.5436
36	42 Elizabeth Cox	RRSS	Reading Royals SSC	2008	Solo	16.8200	15.9120	11.0780	14.8720	58.6820	53.3473	-	53.3473
37	3 Constantina Tetteh	AQNL	Aquavision North London SC	2008		15.8340	12.9480	16.1820	13.6240	58.5880	53.2618	-	53.2618
38	118 Neve Lambert	CSAN	City of Salford Synchronised SC	2008		14.2680	14.6120	16.2400	13.4680	58.5880	53.2618	-	53.2618
39	20 Freya Parker	WDSS	Witney & District Synchronised SC	2008		15.3120	14.0400	15.8340	13.0520	58.2380	52.9436	-	52.9436
40	58 Neve Harrison	COBW	City of Bristol SC	2008		15.6600	13.5200	16.3560	12.6880	58.2240	52.9309	-	52.9309
41	10 Lotti Horsman	CSAN	City of Salford Synchronised SC	2008		14.7320	13.9880	15.6600	13.5200	57.9000	52.6364	-	52.6364
42	53 Judyta Kopias	WASM	Walsall Artistic Swimming Club	2008		13.9780	13.8320	15.8920	13.9880	57.6900	52.4455	-	52.4455
43	127 Indigo Harris	COBW	City of Bristol SC	2009		13.6300	14.2480	15.8340	13.9360	57.6480	52.4073	-	52.4073
44	46 Summer Hijazi	BHMM	City of Birmingham SC	2008		16.6460	12.0640	14.3840	14.5080	57.6020	52.3655	-	52.3655
45	4 Alice Mcmillan	BRMA	Bramcote SC	2008		15.3120	13.5720	15.4280	13.2600	57.5720	52.3382	-	52.3382
46	124 Evelyn Isherwood	AQUT	Aqualina Artistic SC	2009		14.7320	13.9880	15.3120	13.3120	57.3440	52.1309	-	52.1309
47	26 Annie Lu	STMN	Stockport Metro SC	2008		15.1380	13.4160	14.7900	13.7280	57.0720	51.8836	-	51.8836
48	117 Amy Wilson	RRSS	Reading Royals SSC	2008		14.3260	13.4160	15.5440	13.6240	56.9100	51.7364	-	51.7364
49	40 Alexa Holland	RUGM	Rugby SC	2008		11.3100	14.0920	15.9500	15.3920	56.7440	51.5855	-	51.5855
50	107 Tess Harrison	AQNL	Aquavision North London SC	2008		14.4420	13.9360	16.2980	12.0640	56.7400	51.5818	-	51.5818
51	70 Kali-Mae Fletcher	WASM	Walsall Artistic Swimming Club	2010		15.1380	13.5720	14.7320	13.2080	56.6500	51.5000	-	51.5000
52	23 Lucy Highfield	DSSN	Denton Artistic SC	2008		12.6440	13.6240	15.4860	14.1960	55.9500	50.8636	-	50.8636
53	116 Emilia Butler-Walsh	CPAN	City of Preston Aquatics SC	2008		14.6740	13.3120	15.0800	12.8440	55.9100	50.8273	-	50.8273
54	61 Chloe Barrett-Leafe	RUGM	Rugby SC	2008		14.6160	13.1040	15.5440	12.5320	55.7960	50.7236	-	50.7236
55	68 Lowri Mashburn	STMN	Stockport Metro SC	2009		14.4420	12.8440	14.9060	13.4680	55.6600	50.6000	-	50.6000
56	24 Lola Jones-Hackett	COBW	City of Bristol SC	2009		14.9640	12.2720	15.8920	12.4280	55.5560	50.5055	-	50.5055
57	60 Megan Blagg	BRMA	Bramcote SC	2008		13.4560	13.9360	14.1520	13.6240	55.1680	50.1527	-	50.1527
58	54 Amie Balmforth	LSYE	City Of Leeds Synchronised SC	2009		13.3980	13.0000	15.6020	12.7920	54.7920	49.8109	-	49.8109
59	49 Ava Proctor	LSYE	City Of Leeds Synchronised SC	2008		13.5140	12.8440	15.1380	13.2600	54.7560	49.7782	-	49.7782
60	11 April Doherty	PDSS	Portsmouth & District Synchronised SC	2008		14.9060	13.5200	13.9200	12.2200	54.5660	49.6055	-	49.6055
61	103 Sarwin Sawan	BHMM	City of Birmingham SC	2010		14.6160	12.4280	15.0220	12.2200	54.2860	49.3509	-	49.3509
62	96 Mariella Rice	RUSS	Rushmoor Artistic SC	2009		12.8180	13.2080	12.9920	14.8200	53.8380	48.9436	-	48.9436
63	67 Georgia Donlevy	NSST	Norwich Synchro Club	2008		14.0940	12.6880	13.5140	13.4680	53.7640	48.8764	-	48.8764
64	13 Isabella Higginbottom	POVS	Portsmouth Victoria SC	2008		13.9780	11.7520	15.0800	12.7920	53.6020	48.7291	-	48.7291
65	15 Chloe Stanning	POVS	Portsmouth Victoria SC	2009		13.5720	13.6240	14.0360	12.3240	53.5560	48.6873	-	48.6873
66	34 Stanley Stiff	AASS	Aquaoaks Artistic SC (Sevenoaks)	2008		11.6000	13.0000	15.9500	13.0000	53.5500	48.6818	-	48.6818
67	36 Sophie Henry	RUGM	Rugby SC	2008		12.8760	12.5840	14.6160	13.1560	53.2320	48.3927	-	48.3927
68	93 Gabriella Ruddick	LSYE	City Of Leeds Synchronised SC	2009		14.0360	11.8040	15.0220	12.3240	53.1860	48.3509	-	48.3509


69	65 Ruby Whitehouse	LSYE	City Of Leeds Synchronised SC	2008		12.3540	11.7000	14.6160	14.4560	53.1260	48.2964	-	48.2964
70	56 Molly Clews	STMN	Stockport Metro SC	2009		13.2820	12.0640	14.9640	12.7920	53.1020	48.2745	-	48.2745
71	125 Lauren Carey	DSSN	Denton Artistic SC	2008		13.2820	13.0520	13.6880	13.0520	53.0740	48.2491	-	48.2491
72	16 Alexandra Adam	RUSS	Rushmoor Artistic SC	2008		13.5140	12.3240	14.6740	12.5320	53.0440	48.2218	-	48.2218
73	83 Pippa Welch	RUSS	Rushmoor Artistic SC	2009		12.9920	12.2720	14.2680	13.4160	52.9480	48.1345	-	48.1345
74	69 Celina Zakhary	BRMA	Bramcote SC	2009		11.4260	12.6880	14.7900	13.3120	52.2160	47.4691	-	47.4691
75	71 Andrea Eliasson	AQNL	Aquavision North London SC	2009	Solo	-	18.0960	17.6320	16.3800	52.1080	47.3709	-	47.3709
76	79 Alexandra Firth	POVS	Portsmouth Victoria SC	2009		11.6580	13.0000	14.1520	13.2600	52.0700	47.3364	-	47.3364
77	57 Anna James	LSYE	City Of Leeds Synchronised SC	2010		11.2520	12.7920	14.5580	12.6880	51.2900	46.6273	-	46.6273
78	66 Kitty Nunn	HYTS	Hythe Aqua	2008		12.4700	11.1800	14.5000	13.0520	51.2020	46.5473	-	46.5473
79	1 Filippa Smith	LSYE	City Of Leeds Synchronised SC	2009		13.5720	11.7520	14.6160	11.2320	51.1720	46.5200	-	46.5200
80	105 Georgina Steele	SSSL	Seymour Synchro Swim Sch	2009	Solo	-	16.2760	18.2700	16.4840	51.0300	46.3909	-	46.3909
81	73 Abbie Brooker	HYTS	Hythe Aqua	2008		12.3540	10.9720	12.7020	14.6120	50.6400	46.0364	-	46.0364
82	126 Emilia Owen	RUGM	Rugby SC	2008		12.2380	12.3240	13.5720	12.3760	50.5100	45.9182	-	45.9182
83	27 Elspeth Brand	COBW	City of Bristol SC	2010		14.2100	10.0360	13.8040	12.1160	50.1660	45.6055	-	45.6055
84	31 Xinrui Ma	RRSS	Reading Royals SSC	2010		11.6580	12.1680	13.5720	12.6360	50.0340	45.4855	-	45.4855
85	94 Heidi Fenwick	HYTS	Hythe Aqua	2009		10.2080	11.9600	14.5580	13.2600	49.9860	45.4418	-	45.4418
86	22 Sophie Vine	RRSS	Reading Royals SSC	2008		12.4700	10.7120	14.0940	10.8680	48.1440	43.7673	-	43.7673
87	52 Florence Teague	RRSS	Reading Royals SSC	2010		10.9620	11.0760	13.6300	11.8560	47.5240	43.2036	-	43.2036
88	121 Eve Nelson	RUGM	Rugby SC	2008		-	14.7160	16.0080	16.4840	47.2080	42.9164	-	42.9164
89	2 Niamh Lewis	BHMM	City of Birmingham SC	2008		14.9060	13.8840	17.1100	-	45.9000	41.7273	-	41.7273
90	59 Olivia Barry	RUGM	Rugby SC	2009		-	14.4040	16.2980	14.4560	45.1580	41.0527	-	41.0527
91	90 Kaila Saltman	AQNL	Aquavision North London SC	2010		-	14.0920	16.8200	14.1960	45.1080	41.0073	-	41.0073
92	84 Valentina Kapiris	AQNL	Aquavision North London SC	2010		-	14.1440	16.0660	14.6640	44.8740	40.7945	-	40.7945
93	38 Mollyrose Young	LSYE	City Of Leeds Synchronised SC	2009	Solo	-	14.2480	16.9940	13.6240	44.8660	40.7873	-	40.7873
94	78 Floella Dixon	STMN	Stockport Metro SC	2009	Solo	-	14.7680	14.6740	14.9760	44.4180	40.3800	-	40.3800
95	50 Grace Jenkins	CSAN	City of Salford Synchronised SC	2008		11.7160	8.2680	12.6440	11.6480	44.2760	40.2509	-	40.2509
96	81 Alice Foster	STMN	Stockport Metro SC	2008		-	13.5200	15.4860	14.3520	43.3580	39.4164	-	39.4164
97	12 Lilian Heathfield	BRMA	Bramcote SC	2008		-	13.7280	15.0220	14.3520	43.1020	39.1836	-	39.1836
98	63 Rhiannon Rees-Powell	BRMA	Bramcote SC	2010		-	14.3520	15.1960	13.4160	42.9640	39.0582	-	39.0582
99	77 Iris Thompson	LSYE	City Of Leeds Synchronised SC	2009		-	12.3760	15.2540	14.2480	41.8780	38.0709	-	38.0709
100	8 Bo Jones	COBW	City of Bristol SC	2009		-	12.9480	14.6160	14.1440	41.7080	37.9164	-	37.9164
101	82 Gemma Grobbelaar	AASS	Aquaoaks Artistic SC (Sevenoaks)	2008		-	13.3120	13.6300	13.8840	40.8260	37.1145	-	37.1145
102	39 Katerina Ivanov	RUSS	Rushmoor Artistic SC	2010		-	11.8560	15.1960	13.6240	40.6760	36.9782	-	36.9782
103	98 Alexa Arrigoni	RUSS	Rushmoor Artistic SC	2009		-	13.1560	14.1520	13.1040	40.4120	36.7382	-	36.7382
104	104 Sophia Butterworth	STMN	Stockport Metro SC	2010		-	12.8960	14.5580	12.9480	40.4020	36.7291	-	36.7291
105	55 Isabelle Skitt	HYTS	Hythe Aqua	2008		-	12.5840	14.5580	13.0000	40.1420	36.4927	-	36.4927
106	95 Olivia Chalkley	AQUT	Aqualina Artistic SC	2008		-	12.0640	14.6160	13.1040	39.7840	36.1673	-	36.1673
107	80 Thea Conway	COBW	City of Bristol SC	2010		-	11.8040	13.7460	13.9360	39.4860	35.8964	-	35.8964
108	89 Amelia Gray	POVS	Portsmouth Victoria SC	2008		-	9.5680	15.0800	14.6640	39.3120	35.7382	-	35.7382
109	106 Mylo Lunn	WASM	Walsall Artistic Swimming Club	2009		-	12.4280	13.7460	12.8960	39.0700	35.5182	-	35.5182
110	47 Anna Hendricks	HATT	Hatfield SC	2008		-	12.5320	13.2820	13.2080	39.0220	35.4745	-	35.4745
111	21 Matilda Davies	POVS	Portsmouth Victoria SC	2008		-	11.8040	14.2100	12.6880	38.7020	35.1836	-	35.1836
112	32 Lara Roddy	AQNL	Aquavision North London SC	2010		-	11.9600	14.1520	12.5840	38.6960	35.1782	-	35.1782
113	29 Kitty Tyers	RUGM	Rugby SC	2010		-	12.4280	14.1520	11.7520	38.3320	34.8473	-	34.8473
114	87 Katy Senior	STMN	Stockport Metro SC	2010		-	12.0640	13.4560	12.7400	38.2600	34.7818	-	34.7818
115	43 Isabelle Broomhall	WASM	Walsall Artistic Swimming Club	2009		-	10.1400	14.3260	13.3640	37.8300	34.3909	-	34.3909

116	35 Sophie Pickard	BRMA	Bramcote SC	2010	-	11.9600	13.3400	12.2200	37.5200	34.1091	-	34.1091
117	100 Elizabeth Fox	RUSS	Rushmoor Artistic SC	2009	-	11.5960	15.4860	10.2960	37.3780	33.9800	-	33.9800
118	74 Josie Linehan	COBW	City of Bristol SC	2009	-	11.6480	12.7600	12.8960	37.3040	33.9127	-	33.9127
119	6 Lyla Thomas	BHMM	City of Birmingham SC	2008	12.9340	10.4000	13.8040	-	37.1380	33.7618	-	33.7618
120	88 Summer Paterson-Neild	RRSS	Reading Royals SSC	2010	-	13.1040	11.6580	11.9080	36.6700	33.3364	-	33.3364
121	97 Matilda Steel	AQNL	Aquavision North London SC	2008	-	10.5040	14.0360	11.6480	36.1880	32.8982	-	32.8982
122	76 Freyja Ragoobur	AQUT	Aqualina Artistic SC	2008	-	9.5160	12.9920	13.3120	35.8200	32.5636	-	32.5636
123	48 Amelia Raby	RUSS	Rushmoor Artistic SC	2010	-	9.9320	12.4700	12.8960	35.2980	32.0891	-	32.0891
124	109 Sophie Cole	RRSS	Reading Royals SSC	2009	-	10.2440	12.8760	12.0120	35.1320	31.9382	-	31.9382
125	51 Saranne Black	RUGM	Rugby SC	2010	-	11.8560	9.5700	12.3760	33.8020	30.7291	-	30.7291
w/d	44 Ella Squire	AQNL	Aquavision North London SC	2008	-	-	-	-	-	-	-	-
w/d	123 Bethany Shrimpton	LSYE	City Of Leeds Synchronised SC	2008	-	-	-	-	-	-	-	-



Swim England Artistic Swimming National Age Group Championships 2023

25-26 March | GL1, Gloucester



12&U DUET RESULTS											
Referee Hannah Secher				Technical Officials Ali Pratt Sarah Clarke Lenka Tanner							
Execution				Artistic Impression				Difficulty			
Judge 1	Linda Atkinson			Judge 1	Erica Moo			Judge 1	Clair Murphy		
Judge 2	Kerry Norden			Judge 2	Shelagh Zimmer			Judge 2	Natalie Coles		
Judge 3	Alison Hook			Judge 3	Debbie Harris			Judge 3	Di Hughes		
Judge 4	Miwako Eliasson			Judge 4	Sue White			Judge 4	Sam Travis		
Judge 5	Jenny Gray			Judge 5	Margaret Wooley			Judge 5	Daniel Vernis		

Rank	Start	Club	Code	ID	YOB	Name	RES	1	2	3	4	5	%	Calc	Pen	Routine Score	Figure Score	Overall Score
1	1	Rugby SC	RUGM	1399008	2011	Lola Huett	FREE	5.9	6.2	6.0	5.5	5.7	30%	17.6000	0.0000	58.5333	56.2521	114.7854
				1611501	2011	Frankie Klym		6.0	5.7	5.7	5.8	6.2	40%	23.3333				
								5.8	5.4	6.0	5.8	6.2	30%	17.6000				
2	5	London Regional Synchronised SC LRSL	1392890	1489391	2012	Victoria Sharashkina	FREE	5.6	6.0	5.9	5.6	5.6	30%	17.1000	0.0000	54.9000	58.6617	113.5617
				1489391	2012	Christina Kapiris		5.8	5.2	5.6	5.5	5.4	40%	22.0000				
				1495701	1905	Elisa Kato		4.6	4.8	5.6	5.4	6.4	30%	15.8000				
3	2	City of Preston Aquatics SC	CPAN	1664983	2011	Agatha Weaver	FREE	4.9	5.4	5.0	4.8	5.1	30%	15.0000	0.0000	51.7000	52.9877	104.6877
				1574334	2012	Imogen Shellcross		5.3	5.1	5.2	5.1	5.6	40%	20.8000				
								5.0	4.9	5.3	5.6	5.9	30%	15.9000				
4	6	City Of Leeds Synchronised SC	LSYE	1619037	2012	Abbie Dargan	FREE	5.0	5.1	5.5	4.7	5.3	30%	15.4000	0.0000	52.8000	50.3452	103.1452
				1598839	2011	Phillipa Strangeway		5.1	5.5	5.5	5.2	5.5	40%	21.6000				
								4.4	4.2	5.9	5.5	5.9	30%	15.8000				

5	4	London Regional Synchronised SC LRSL	1342987 1400072	2011 Arabella Jacobs	FREE	Execution	4.8	5.0	5.4	4.2	5.0	30%	14.8000	0.0000	49.5667	53.1877	102.7543
				2011 Maia Boundy		Artistic Imp	4.9	4.5	5.0	5.0	5.2	40%	19.8667				
						Difficulty	4.2	4.4	5.1	5.4	5.7	30%	14.9000				
6	3	City of Salford Synchronised SC CSAN	1404003 1620141 1644759	2011 Abigail Pullen	FREE	Execution	5.3	5.2	5.2	5.0	5.2	30%	15.6000	2.0000	51.4667	48.5493	100.0160
				2011 Zofia Holyniewska		Artistic Imp	5.4	4.9	5.4	5.3	5.7	40%	21.4667 <i>(Pen: Acro)</i>				
				1905 Eleanor Burlinson		Difficulty	4.8	4.7	5.8	5.8	6.2	30%	16.4000				
				RES													




3	1	City Of Leeds Synchronised SC	LSYE	1619037	2012 Abbie Dargan	FREE	Execution	5.2	4.5	4.7	4.6	5.3	30%	14.5000	2.00	48.9000	49.1178	98.0178
				1622829	2011 Bella Tennant		Artistic Imp	5.2	4.4	5.1	5.2	5.0	40%	20.4000				
				1598839	2011 Phillipa Strangeway		Difficulty	5.4	5.5	5.3	4.5	5.3	30%	16.0000				
				1619038	2011 Salvador Ingham													



Swim England Artistic Swimming National Age Group Championships 2023

25-26 March | GL1, Gloucester



Swim England
Artistic Swimming

12&U SOLO RESULTS

Referee		Ali Pratt		Technical Officials		Kerry Norden Hannah Secher Georgina Coombs	
Execution		Judge 1	Steve Fuller	Artistic Impression		Judge 1	Lenka Tanner
	Judge 2	Erica Moo		Judge 2	Debbie Carpenter	Judge 2	Pyper Watkins
	Judge 3	Lucy Tempany		Judge 3	Paula Brand	Judge 3	Fiona Blackstone
	Judge 4	Philip Moo		Judge 4	Sam Travis	Judge 4	Natalie Coles
	Judge 5	Susan Innes		Judge 5	Melissa Knapton	Judge 5	Alison Hook
				Difficulty		Judge 1	Sarah Clarke


Rank	Start	Club	Code	ID	YOB	Name		1	2	3	4	5	%	Calc	Pen	Routine Score	Figure Score	Overall Score	
1	1	London Regional Synchronised SC	LRSL	1392890	2012	Victoria Sharashkina	FREE	Execution	5.8	6.0	6.2	6.7	5.7	30%	18.0000	0.0000	58.5667	64.0630	122.6297
							Artistic Imp	5.9	6.1	5.6	5.9	5.8	40%	23.4667					
							Difficulty	5.6	5.0	6.1	5.8	5.7	30%	17.1000					
2	3	Rugby SC	RUGM	1399008	2011	Lola Huett	FREE	Execution	5.7	6.1	5.9	6.4	5.8	30%	17.8000	0.0000	58.8000	60.2110	119.0110
							Artistic Imp	6.0	6.0	5.8	5.6	5.6	40%	23.2000					
							Difficulty	6.0	5.8	6.0	5.6	6.0	30%	17.8000					
3	5	Aquaorks Artistic SC (Sevenoaks)	AASS	1349621	2011	Evelyn Fornasier	FREE	Execution	5.3	5.8	5.4	6.7	5.6	30%	16.8000	0.0000	54.6333	60.9014	115.5347
							Artistic Imp	5.3	5.5	5.2	5.5	4.8	40%	21.3333					
							Difficulty	5.5	5.6	5.4	5.3	5.9	30%	16.5000					

4	2	London Regional Synchronised SC	LRSL	1400072	2011 Maia Boundy	FREE	Execution	5.5	5.6	5.7	6.2	5.6	30%	16.9000	0.0000	53.4333	56.3205	109.7538
							Artistic Imp	5.5	5.3	4.5	5.4	5.0	40%	20.9333				
							Difficulty	5.4	5.1	5.3	5.1	5.2	30%	15.6000				
5	4	City Of Leeds Synchronised SC	LSYE	1598839	2011 Phillipa Strangeway	FREE	Execution	5.4	5.7	5.5	6.4	5.7	30%	16.9000	0.0000	55.0000	54.5260	109.5260
							Artistic Imp	5.4	5.6	5.0	5.5	4.7	40%	21.2000				
							Difficulty	5.8	5.3	5.7	5.4	5.8	30%	16.9000				



Swim England Artistic Swimming National Age Group Championships 2023

25-26 March | GL1, Gloucester



YOUTH MIXED DUET RESULTS

Referee Hannah Secher	Technical Officials	Jenny Gray
Assistant Referee Shelagh Zimmer		Linda Atkinson Sarah Clarke
Execution	Artistic Impression	Difficulty
Judge 1 Steve Fuller	Judge 1 Hannah Secher	Judge 1 Kerry Norden
Judge 2 Georgina Coombs	Judge 2 Miwako Eliasson	Judge 2 Pyper Watkins
Judge 3 Lucy Tempany	Judge 3 Paula Brand	Judge 3 Fiona Blackstone
Judge 4 Philip Moo	Judge 4 Daniel Vernis	Judge 4 Natalie Coles
Judge 5 Susan Innes	Judge 5 Melissa Knapton	Judge 5 Alison Hook

Rank	Start	Club	Code	ID	YOB	Name	RES	1	2	3	4	5	%	Calc	Pen	Routine Score	Overall Score
1	4	Aqualina Artistic SC	AQUT	1400100	2008	Kiarra Janikova	FREE	6.4	6.6	6.6	5.8	6.4	30%	19.4000	0.0000	65.4333	65.4333
				1427759	2007	Maxwell Sewell	Execution	6.6	6.4	7.1	6.1	6.3	40%	25.7333			
							Difficulty	6.8	6.8	6.7	6.8	6.4	30%	20.3000			
2	3	Aquaorks Artistic SC (Sevenoaks)	AASS	1415037	2008	Gemma Grobbelaar	FREE	5.5	5.3	4.8	5.0	4.5	30%	15.1000	0.0000	52.4667	52.4667
				1328799	2008	Stanley Stiff	Execution	5.2	5.4	5.6	5.5	5.2	40%	21.4667			
							Difficulty	5.7	5.6	4.7	4.7	5.6	30%	15.9000			



5	7	Reading Royals SSC	RRSS	1416853 1305598	2008 Elizabeth Cox 2008 Francesca Pringle	FREE	Execution Artistic Imp Difficulty	6.1 6.3 6.4	6.2 6.4 6.8	6.8 6.4 6.6	6.1 6.4 7.1	6.5 6.1 30%	30%	18.8000 25.4667 20.3000	0.0000	64.5667	58.2582	122.8249
6	8	Rugby SC	RUGM	1428395 1314701	2009 Chloe Bartholomew 2008 Tyra Watson	FREE	Execution Artistic Imp Difficulty	6.1 6.1 6.3	6.1 6.2 6.3	6.3 6.0 6.1	5.7 5.8 6.7	6.6 40%	40%	18.5000 24.1333 18.8000	0.0000	61.4333	59.2309	120.6642
7	3	Aquavision North London SC	AQNL	1350314 1215318	2009 Andrea Eliasson 2009 Shameiah Nanton	FREE	Execution Artistic Imp Difficulty	6.6 6.4 5.8	6.4 6.3 6.6	6.2 6.6 5.9	6.6 6.3 6.5	6.7 40%	30%	19.6000 25.4667 19.0000	0.0000	64.0667	54.8491	118.9158
8	4	City Of Leeds Synchronised SC	LSYE	1461584 1461581	2009 Madeleine Fish 2008 Lucy Whitaker	FREE	Execution Artistic Imp Difficulty	5.8 5.7 5.7	5.9 6.0 6.4	6.2 5.8 6.4	6.0 6.1 6.4	6.4 30%	40%	18.1000 23.3333 19.2000	0.0000	60.6333	57.0446	117.6779
9	2	Erith & District SC	ERIL	1367629 1367632	2008 Clara Vernis 2008 Neha Joshi	FREE	Execution Artistic Imp Difficulty	5.7 5.3 5.2	5.4 5.7 5.8	6.4 6.0 6.2	5.9 5.9 6.4	5.9 40%	30%	17.5000 23.0667 18.4000	2.0000	56.9667	56.8073	113.7739
10	6	Walsall Artistic Swimming Club	WASM	1326107 1491386	2008 Elizabeth Woodward 2008 Judyta Kopias	FREE	Execution Artistic Imp Difficulty	5.9 5.8 5.0	5.3 5.4 5.3	5.8 5.8 5.8	5.9 5.4 7.0	5.4 30%	40%	17.1000 22.6667 17.1000	0.0000	56.8667	54.6091	111.4758
11	5	City of Birmingham SC	BHMM	1439003 1364708	2010 Imogen Sutton 2008 Niamh Lewis	FREE	Execution Artistic Imp Difficulty	5.6 6.0 5.2	5.9 5.5 5.7	6.5 5.7 5.6	5.8 5.8 6.4	5.6 30%	40%	17.3000 22.8000 17.7000	0.0000	57.8000	50.6328	108.4328
12	1	Denton Artistic SC	DSSN	1334293 1146458	2008 Lauren Carey 2008 Lucy Highfield	FREE	Execution Artistic Imp Difficulty	5.2 5.4 5.6	5.5 5.3 6.1	5.5 5.6 5.7	5.2 5.7 6.1	5.4 30%	40%	16.1000 22.0000 17.9000	0.0000	56.0000	49.5564	105.5564



—

|

|


—

|

—

Swim England Artistic Swimming National Age Group Championships 2023

25-26 March | GL1, Gloucester



YOUTH SOLO RESULTS											
Referee Ali Pratt				Technical Officials Kerry Norden							
Assistant Ref Shelagh Zimmer				Hannah Secher							
				Georgina Coombs							
Execution			Artistic Impression			Difficulty					
Judge 1	Steve Fuller		Judge 1	Lenka Tanner	Judge 1	Sarah Clarke					
Judge 2	Erica Moo		Judge 2	Debbie Carpenter	Judge 2	Pyper Watkins					
Judge 3	Lucy Tempany		Judge 3	Paula Brand	Judge 3	Fiona Blackstone					
Judge 4	Philip Moo		Judge 4	Sam Travis	Judge 4	Natalie Coles					
Judge 5	Susan Innes		Judge 5	Melissa Knapton	Judge 5	Alison Hook					

Rank	Start	Club	Code	ID	YOB	Name		1	2	3	4	5	%	Calc	Pen	Routine Score	Figure Score	Overall Score
1	12	City of Birmingham SC	BHMM	955628	2008	Magdalena Townsend	FREE	6.3	6.5	6.3	7.0	6.6	30%	19.4000	0.0000	66.4667	66.9764	133.4431
							Execution	7.2	6.7	7.0	6.5	6.6	40%	27.0667				
							Artistic Imp	6.9	6.5	6.6	6.3	7.2	30%	20.0000				
2	11	Aqualina Artistic SC	AQUT	1400100	2008	Kiarra Janikova	FREE	6.4	6.3	6.5	6.8	6.4	30%	19.3000	0.0000	66.2000	66.6491	132.8491
							Execution	6.9	6.9	6.9	6.2	7.5	40%	27.6000				
							Artistic Imp	6.7	6.4	6.2	6.1	7.4	30%	19.3000				
3	10	City of Bristol SC	COBW	1305435	2008	Katherine Boitsidis	FREE	6.4	5.9	6.2	6.6	6.5	30%	19.1000	0.0000	65.7000	67.0036	132.7036
							Execution	6.7	6.6	7.1	6.6	7.2	40%	27.2000				
							Artistic Imp	6.8	6.2	6.5	6.4	6.5	30%	19.4000				
4	6	Reading Royals SSC	RRSS	1305598	2008	Francesca Pringle	FREE	6.6	6.6	6.4	7.4	6.4	30%	19.6000	0.0000	66.9000	63.1691	130.0691
							Execution	7.0	6.0	7.0	6.4	7.0	40%	27.2000				
							Artistic Imp	6.6	6.3	7.1	6.5	7.0	30%	20.1000				


5	9	City of Salford Synchronised SC	CSAN	1471426	2010	Lena Ramanah-Beck	FREE	Execution	6.3	6.4	6.4	6.1	6.8	30%	19.1000	0.0000	64.8000	63.8055	128.6055
								Artistic Imp	6.6	6.5	6.8	6.5	6.7	40%	26.4000				
								Difficulty	6.5	6.6	6.1	6.2	7.2	30%	19.3000				
6	7	City of Preston Aquatics SC	CPAN	1347853	2008	Chloe Hawksworth	FREE	Execution	6.2	6.1	6.5	7.2	5.8	30%	18.8000	0.0000	61.9667	66.5709	128.5376
								Artistic Imp	6.1	6.1	6.4	5.8	6.3	40%	24.6667				
								Difficulty	6.4	5.9	6.0	6.1	6.6	30%	18.5000				
7	8	Aqualina Artistic SC	AQUT	1427759	2007	Maxwell Sewell	FREE	Execution	6.1	6.2	6.3	7.4	6.2	30%	18.7000	0.0000	62.3000	65.4891	127.7891
								Artistic Imp	5.7	5.9	7.0	6.3	6.1	40%	24.4000				
								Difficulty	6.3	6.2	6.7	6.2	7.0	30%	19.2000				
8	4	Aquavision North London SC	AQNL	1215318	2009	Shameiah Nanton	FREE	Execution	6.2	5.8	6.2	5.7	6.2	30%	18.2000	0.0000	62.6667	62.3273	124.9940
								Artistic Imp	6.9	6.3	6.6	6.0	6.8	40%	26.2667				
								Difficulty	6.1	6.1	6.3	6.0	6.0	30%	18.2000				
9	1	City of Birmingham SC	BHMM	1364709	2008	Alyssa Anderson	FREE	Execution	6.0	6.0	5.8	5.9	6.3	30%	17.9000	0.0000	62.5333	62.2964	124.8297
								Artistic Imp	6.8	6.2	7.1	6.3	6.2	40%	25.7333				
								Difficulty	6.3	6.0	6.4	6.2	7.2	30%	18.9000				
10	2	City of Salford Synchronised SC	CSAN	1367053	2008	Sophie Flemming	FREE	Execution	5.8	5.7	5.6	6.4	6.1	30%	17.6000	0.0000	62.4000	61.1036	123.5036
								Artistic Imp	6.8	6.4	6.9	6.4	6.6	40%	26.4000				
								Difficulty	6.1	5.8	6.2	6.1	6.5	30%	18.4000				
11	5	Erith & District SC	ERIL	1367632	2008	Neha Joshi	FREE	Execution	5.9	5.6	5.9	6.3	5.7	30%	17.5000	2.0000	55.0667	59.0709	114.1376
								Artistic Imp	5.3	5.7	5.8	5.7	5.6	40%	22.6667	(Pen: Extra Hybrid)			
								Difficulty	5.7	5.4	5.9	5.3	5.8	30%	16.9000				
12	3	Cheltenham S & W P Club	CHEW	1412369	2008	Winifred Margretts	FREE	Execution	5.6	5.3	5.6	6.5	5.8	30%	17.0000	0.0000	54.9333	58.8618	113.7951
								Artistic Imp	5.1	5.2	6.3	5.6	5.2	40%	21.3333				
								Difficulty	6.0	5.3	5.4	5.7	5.5	30%	16.6000				





Swim England Artistic Swimming National Age Group Championships 2023

25-26 March | GL1, Gloucester




 **Swim England**
Artistic Swimming

Shacklock Trophy 2023

Competitors	Full Club Name	Solo Score	Duet Score	Free Team Score	Total Routine Score
Francesca Pringle	Reading Royals SSC	66.9000	64.5667	63.9000	195.3667
Lena Ramanah-Beck	City of Salford Synchronised SC	64.8000	65.1000	62.6000	192.5000
Sophie Flemming	City of Salford Synchronised SC	62.4000	65.1000	62.6000	190.1000
Shameiah Nanton	Aquavision North London SC	62.6667	64.0667	63.3333	190.0667
Katherine Boitsidis	City of Bristol SC	65.7000	64.3667	59.7000	189.7667
Lola Huett	Rugby SC	58.8000	58.5333	54.1000	171.4333
Victoria Sharashkina	London Regional Synchronised SC	58.5667	54.9000	55.4333	168.9000
Maia Boundy	London Regional Synchronised SC	53.4333	49.5667	55.4333	158.4333
Phillipa Strangeway	City Of Leeds Synchronised SC	55.0000	52.8000	48.9000	156.7000

Swim England Artistic Swimming National Age Group Championships 2023

25-26 March | GL1, Gloucester



YOUTH FREE TEAM RESULTS																								
Referee						Technical Officials																		
Ali Pratt						Paula Brand Steve Fuller Erica Moo																		
Execution						Artistic Impression			Difficulty						Judges									
Judge 1 Hannah Secher						Judge 1 Lenka Tanner			Judge 1 Kerry Norden						Judge 1 Kerry Norden									
Judge 2 Margaret Wooley						Judge 2 Miwako Eliasson			Judge 2 Pyper Watkins						Judge 2 Pyper Watkins									
Judge 3 Susan Innes						Judge 3 Shelagh Zimmer			Judge 3 Fiona Blackstone						Judge 3 Fiona Blackstone									
Judge 4 Natalie Coles						Judge 4 Melissa Knapton			Judge 4 Karen Brennan						Judge 4 Karen Brennan									
Judge 5 Debbie Carpenter						Judge 5 Jenny Gray			Judge 5 Linda Atkinson						Judge 5 Linda Atkinson									
Rank	Start	Club	Code	ID	YOB	Name	RES	1	2	3	4	5	%	Calc	Pen	Routine Score	Figure Score	Overall Score						
1	11	City of Salford Synchronised SC	CSAN	1389293	2008	Ailsa Fox	RES	FREE	Execution	6.6	6.4	6.3	6.4	6.2	30%	19.1000	1.00	62.6000	57.1415	119.7415				
				1367051	2008	Francesca-Lily Derbyshire				Artistic Imp	6.5	6.1	6.2	6.2	6.5						40%	25.2000		
				1338730	2008	Grace Jenkins					Difficulty	6.6	6.4	6.3	6.6						6.2		30%	19.3000
				1471426	2010	Lena Ramanah-Beck																		
				1415749	2008	Lotti Horsman																		
				1329202	2008	Neve Lambert																		
1367053	2008	Sophie Flemming																						
2	10	City of Bristol SC Team 1	COBW	1432960	2009	Annelie Jonsson	RES	FREE	Execution	5.9	6.2	6.1	5.9	5.9	30%	17.9000	2.00	59.7000	55.3934	115.0934				
				1298403	2009	Bo Jones				Artistic Imp	6.3	6.4	6.8	6.2	6.0						40%	25.2000		
				1268439	2010	Hannah Gibbons					Difficulty	6.3	6.7	6.1	6.2						5.9		30%	18.6000
				1428582	2009	Indigo Harris																		
				1460967	2009	Joséphine Phillips																		
				1305435	2008	Katherine Boitsidis																		
				1382308	2008	Molly Hussey																		
				1368093	2008	Neve Harrison																		
				1226230	2008	Pia Lanham																		

(Pen: 2.0 for Hybrid number)

8	3	Rushmoor Artistic SC	RUSS	1402850	2009 Alexa Arrigoni	FREE	Execution	5.9	5.9	5.7	5.9	6.2	30%	17.7000	0.00	57.2000	42.8489	100.0489										
				1329360	2008 Alexandra Adam			Artistic Imp	6.0	5.9	5.3	5.6	5.6						40%	22.8000								
				1461392	2010 Amelia Raby				Difficulty	5.7	5.4	6.2	5.3						5.6		30%	16.7000						
				1346759	2009 Cerys Snelling					Execution	5.5	5.7	5.4						5.3		5.3		30%	16.2000				
				1510902	2009 Elizabeth Fox						Artistic Imp	5.5	5.4						5.6		5.4		5.4		40%	21.7333		
				1444687	2010 Katerina Ivanov							Difficulty	5.6						5.6		5.9		5.5		5.6		30%	16.8000
				1507065	2009 Mariella Rice								Execution						5.4		5.8		5.1		4.9		5.3	
1402852	2009 Pippa Welch	Artistic Imp	5.6	5.2	6.2	5.5	5.5	40%	22.1333																			
9	2	Walsall Artistic Swimming Club	WASM	1326107	2008 Elizabeth Woodward	FREE	Execution	5.5	5.7	5.4	5.3	5.3	30%	16.2000	1.50	53.2333	46.1255	99.3588										
				1356875	2009 Isabelle Broomhall			Artistic Imp	5.5	5.4	5.6	5.4	5.4						40%	21.7333								
				1491386	2008 Judyta Kopias				Difficulty	5.6	5.6	5.9	5.5						5.6		30%	16.8000						
				1390787	2010 Kali-Mae Fletcher					Execution	5.4	5.8	5.1						4.9		5.3		30%	15.8000				
				1345251	2009 Mylo Lunn						Artistic Imp	5.6	5.2						6.2		5.5		5.5		40%	22.1333		
10	6	Bramcote SC	BRMA	1418290	2008 Alice Mcmillan	FREE	Execution	5.4	5.8	5.1	4.9	5.3	30%	15.8000	0.50	53.0333	45.4836	98.5170										
				1454128	2009 Celina Zakhary			Artistic Imp	5.6	5.2	6.2	5.5	5.5						40%	22.1333								
				1220652	2008 Lilian Heathfield				Difficulty	5.2	5.5	5.1	5.2						5.2		30%	15.6000						
				1218915	2008 Megan Blagg					Execution	5.4	5.8	5.1						4.9		5.3		30%	15.8000				
				1427700	2010 Molly Doolin						Artistic Imp	5.6	5.2						6.2		5.5		5.5		40%	22.1333		
				1428096	2010 Rhiannon Rees-Powell							Difficulty	5.6						5.6		5.9		5.5		5.6		30%	16.8000
				1447125	2010 Sophie Pickard								Execution						5.4		5.8		5.1		4.9		5.3	
11	4	Portsmouth Victoria SC	POVS	1388663	2009 Alexandra Firth	FREE	Execution	5.6	5.6	5.5	5.5	5.0	30%	16.6000	1.50	52.3667	43.1349	95.5016										
				1513498	2008 Amelia Gray			Artistic Imp	5.0	5.4	4.8	5.5	5.4						40%	21.0667								
				1369780	2009 Chloe Stanning				Difficulty	5.4	5.5	5.7	5.1						5.3		30%	16.2000						
				1506180	2008 Isabella Higginbottom					Execution	5.6	5.6	5.5						5.5		5.0		30%	16.6000				
				1470015	2008 Matilda Davies						Artistic Imp	5.0	5.4						4.8		5.5		5.4		40%	21.0667		
												Difficulty	5.4						5.5		5.7		5.1		5.3		30%	16.2000

1	City of Bristol SC Team 2	COBW	1497429	2010 Anastasia Appleby
			1427294	2010 Elspeth Brand
			1346938	2009 Josie Linehan
			1378800	2009 Lola Jones-Hackett
			1519256	2010 Thea Conway

FREE	Execution	5.2	5.5	5.3	4.8	5.7	30%	16.0000	3.50	51.1000	44.2953	95.3953
	Artistic Imp	5.3	5.7	5.0	5.6	5.3	40%	21.6000	<i>(Pen: 2.0 for Hybrids, 1.5 for swimmers)</i>			
	Difficulty	5.7	5.7	5.6	5.7	5.5	30%	17.0000				

